



Sinks

WITH DECORATIVE TRIM

Design WETSTYLE Design Lab



FEATURES

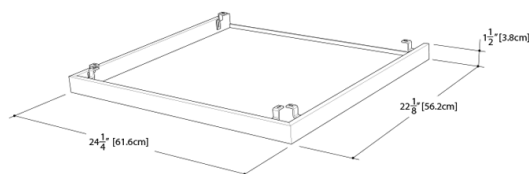
Brackets and decorative trim made of stainless steel

ADA-Compliant

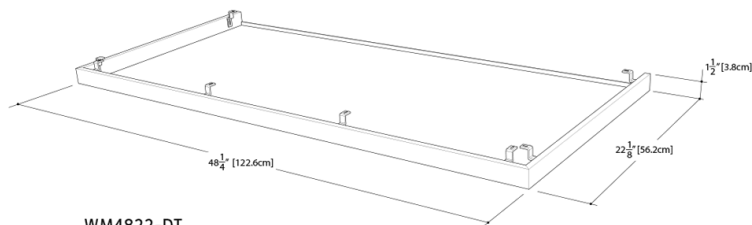
Weight rating: up to 300 lbs/136 kg

Includes bracket system

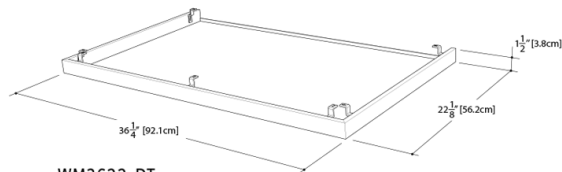
DECORATIVE TRIM



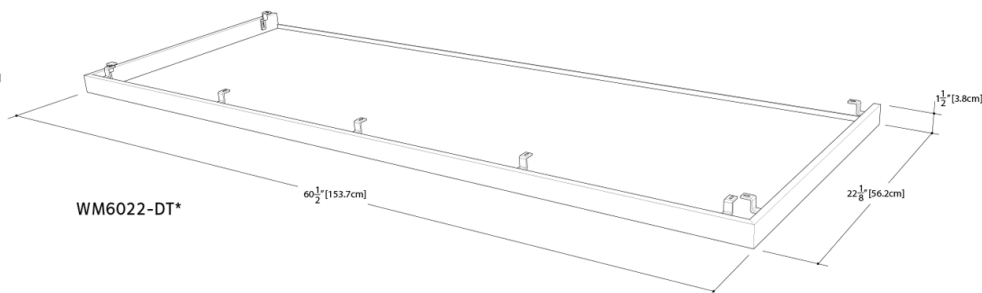
WM2422-DT



WM4822-DT

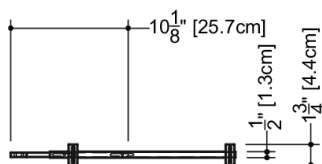


WM3622-DT

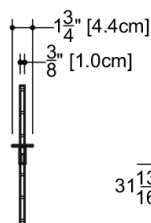


WM6022-DT*

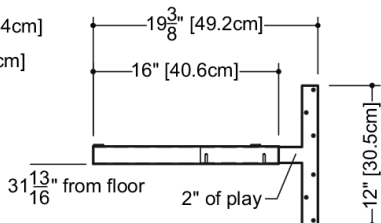
BRACKET SYSTEM



plan view



front view



side view

WETSTYLE cannot be held responsible for any technical errors and reserves the right to make revisions without notice. Approximate measurement. The manufacturer accepts 1/4" (6.35mm) variance.

OPTIONS

Model

- For 24" Sinks
- For 36" Sinks
- For 48" Sinks
- For 60" Sinks

Stainless Steel Finish

- Brushed (#B)
- Mirror (#M)

NOTES

BRACKETS: WETSTYLE will supply multiple brackets according to the lavatory length (see installation guide).

SINK: Integrated countertop sold separately. Fits VC, VCM and VOV lavatories (4" height). Not compatible with VC18, VCM18, VCM20, VC60T and VC72T.

INSTALLATION : Not compatible with concrete walls.

IMPORTANT: Lavatory and floating sink bracket system must be ordered at the same time as the lavatory requires special preparation at the factory.